

Distributed BY

JustCatering.Com Ltd

10 Jessop Avenue, Norwood Green, Middlesex, UB2 5UY, UK

Tel +44 (0)8450034271 Mobile: 07929291670

E-mail: sales@justcatering.com Web: <http://www.justcatering.com>

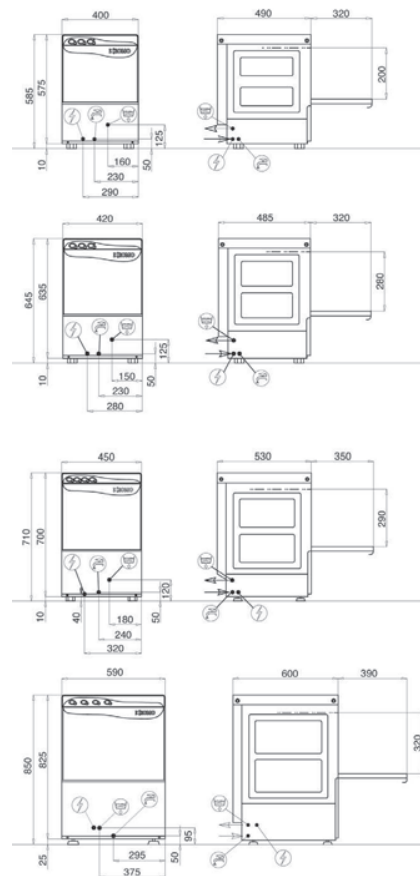
KROMO Aqua Glass Washers

Important: If you are installing a glass or dishwasher in a hard water area, we recommend you fit a water softener.



SPECIFICATION

Stylish design, easy to use
 Stainless steel construction
 Pressed tank with rounded corners for easy cleaning
 Rotating wash and rinse arms are easily removed for cleaning
 Fitted with integral double non return valve
 Automatic detergent and rinseaid dosing
 2 minute cycle
 Water inlet 3/4" bsp
 Aqua 40 and 50 available fitted with drain pumps for sites where the drain point on the machine is lower than the drain
 Supplied with 2 glass baskets
 All AQUA machines are on 13amp supply



WATER SOFTENER

MODEL	CAPACITY	RRP
Water Softener	12 litres	£135.19

MODEL	TYPE	PIECES/CYCLE	PIECES/HOUR	BASKET SIZE	TOTAL POWER	H x W x D	RRP
AQUA 35	G/WASHER	13 pint glasses	810	350 x 350	2.3kw	585 x 400 x 490	£1,122.00
AQUA 37	G/WASHER	16 pint glasses	1080	370 x 370	2.8kw	665 x 420 x 485	£1,311.00
AQUA 40	G/WASHER	17 pint glasses	1170	400 x 400	2.8kw	710 x 450 x 530	£1,524.00
AQUA 40DP	G/WASHER	17 pint glasses	1170	400 x 400	2.9kw	710 x 450 x 530	£1,682.00
AQUA 50	G/WASHER	25 pint glasses	2040	500 x 500	2.9kw	850 x 590 x 600	£1,958.00
AQUA 50DP	G/WASHER	25 pint glasses	2040	500 x 500	2.9kw	850 x 590 x 600	£2,108.00

Capacity based on 90mm diameter glasses



Dupla Dish Washers

KROMO

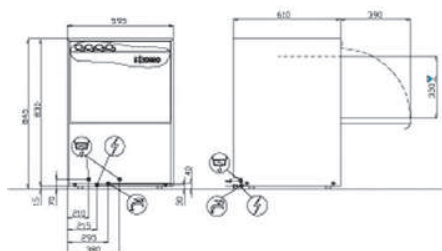

Important: If you are installing a glass or dishwasher in a hard water area, we recommend you fit a water softener.

SPECIFICATION

Stylish design, easy to use
Stainless steel construction
Double skinned giving excellent soundproofing and heat insulation
Pressed tank with rounded corners and pressed basket supports for easy cleaning
Stainless steel wash and rinse arms, one piece construction with pressed split jets eliminates the need for removable wash jets
Wash pump has double filter protection system
Fitted with integral break tank and rinsebooster pump. (Great for low pressure sites)
Automatic detergent and rinseaid dosing 2/3 minute cycle
Water inlet 3/4" BSP
Dupla 50 is available fitted with a drain pump for sites where the drain point on the machine is lower than the drain
Supplied with 1 dish and 1 glass basket



DUPLA50



12 LITRE SOFTENER



WATER SOFTENER

MODEL	CAPACITY	RRP
Water Softener	12 litres	£135.19

MODEL	TYPE	PIECES/CYCLE	PIECES/HOUR	BASKET SIZE	TOTAL POWER	H x W x D	RRP
DUPLA 50BT 24 AMP	D/WASHER	18 dishes	2040	500 x 500	5.4kw	845 x 595 x 610	£2,491.00
DUPLA 50BT 3 PH	D/WASHER	18 dishes	2040	500 x 500	5.4kw	845 x 595 x 610	£2,491.00
DUPLA 50BT/DP 24 AMP	D/WASHER	18 dishes	2040	500 x 500	5.4kw	845 x 595 x 610	£2,636.00
DUPLA 50BT/DP 3 PH	D/WASHER	18 dishes	2040	500 x 500	5.4kw	845 x 595 x 610	£2,636.00

KROMO Hood Dish Washers

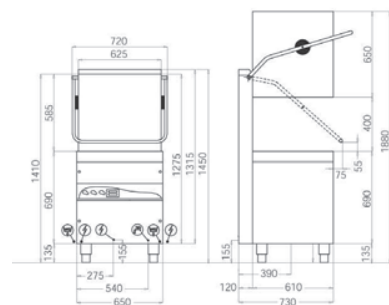


HOOD110

SPECIFICATION

Single skinned
Stainless Steel surface filters
Fitted with breaktank and rinse booster
Detergent and rinseaid dosing
Separate stainless steel wash and rinse arms. (not plastic)
1/2 minute cycle
Supplied with 2 x dish basket, 1 x glass basket, 2 x cutlery

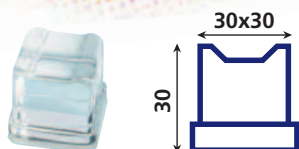
*See page 33 for Pre-rinse Spray Arm



MODEL	TYPE	PIECES/CYCLE	PIECES/HOUR	BASKET SIZE	TOTAL POWER	H x W x D	RRP
HOOD 110BT 1 PH	PASSTHRU D/W	18 dishes	4080	500 x 500	7.7kw	1410 x 720 x 730	£3,924.00
HOOD 110BT 3 PH	PASSTHRU D/W	18 dishes	4080	500 x 500	10.9kw	1410 x 720 x 730	£3,748.00

**2 YEAR
PARTS
WARRANTY**

Integral Ice Cubers



SC70



SC120



SC210



SPRAY SYSTEM



SCN35



REMOVABLE
FILTER



SCN45



SCN25

CONSTRUCTION

Construction of high grade 304 stainless steel (Scotchbrite) Interior of food safe plastic
Front vented - can be built in.
Optimum ratio between production and storage

REFRIGERATION


Compact, crystal clear cubes produced thanks to the spray system.
SC range produces 27 gram cubes
Air cooled system - (water cooled versions available - ring for details)
Mains on/off switch
Built in cleaning system
R134a refrigerant on all except SC120 & SC210 - R404a
Note - SC210 requires 20amp supply

NOTE: With the exception of the SCN25, legs can be removed to reduce the height by 125mm

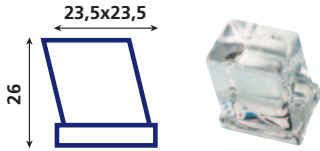
SIMAG are introducing three new SCN models with innovative features. The plastic spray area incorporates a silver anti bacterial treatment. The nozzles are now fixed in position on the removable spray arm. The base of the water pump can be easily removed and cleaned of deposits. The case has rounded corners and a recessed on/off switch. The SCN 35 and 45 have easily removable air filters.

MODEL	FINISH	PROD/24HR	STORAGE	H x W x D	RRP
SCN 25	S/S	20kg	6.5kg	622 x 333 x 455	£799.00
SCN 35	S/S	35kg	17kg	850 x 485 x 570	£1,083.00
SCN 45	S/S	45kg	20kg	950 x 485 x 570	£1,166.00
SC70	S/S	65kg	30kg	1025 x 670 x 570	£1,520.00
SC120	S/S	128kg	50kg	1025 x 1045 x 570	£2,133.00
SC210	S/S	210kg	68kg	1175 x 1045 x 570	£2,743.00

**SC70, SC120,
SC210
Whilst Stocks
Last!**



Modular Ice Cubers



**2 YEAR
PARTS
WARRANTY**



SV315/R155



SV535/R155



SV135/R85



SV215/R155

CONSTRUCTION

Construction of high grade AISI 304 stainless steel (Scotchbrite)
Interior of food safe plastic

REFRIGERATION

Electronic controls
Air cooled system - (water cooled versions available - ring for details)
Vertical pump, vertical evaporator
Built in cleaning system
Refrigerant R404a
High production machines from 140kg to 485kg
Small solid 13g cube suits many applications



In hard water areas an Everpure Water Softener /Filter must be fitted to ensure optimum production - Service calls in warranty period caused by hard water problems will result in the costs being re-charged to the retailer.


MODEL	FINISH	POWER	PROD/24HR	BIN OPTION	H x W x D	RRP
SV135	S/S	13 amp	140kg	R85/R155*	575 x 560 x 620	£2,114.00
SV215	S/S	20 amp	215kg	R155/R250**	575 x 760 x 620	£2,332.00
SV315	S/S	20 amp	300kg	R155/R250**	575 x 760 x 620	£2,747.00
SV385	S/S	3 Phase	395kg	R155/R250**	725 x 760 x 620	£3,837.00
SV535	S/S	3 Phase	485kg	R155/R250**	800 x 760 x 620	£4,363.00

MODEL	FINISH	STORAGE CAP.	H x W x D	RRP
R85	S/S	100kg	1025 x 560 x 800	£762.00
R155	S/S	150kg	1025 x 760 x 800	£1,064.00
R250	S/S	230kg	995 x 1075 x 785	£1,425.00
RC155	S/S	200kg	1245 x 754 x 1076	£2,825.00

MODEL	DESCRIPTION	RRP
RV155	Bin adaptor	£275.00
RV250	Bin adaptor	£308.00

*R155 bin requires bin adaptor RV155 / **R250 bin requires bin adaptor RV250

Integral Ice Flakers



**2 YEAR
PARTS
WARRANTY**



SPR120



SPR165



SPR80



AUGER SYSTEM

CONSTRUCTION

Construction of high grade 304 stainless steel (Scotchbrite) Interior of food safe plastic. Front vented - can be built in


REFRIGERATION

Produces flaked ice for use in food display, food processing, chemical applications & health applications
Air cooled system - (water cooled versions available - ring for details)
Models SPR80 & SPR120 - R134a
Model SPR165 - R404a
Supply 13amp

It is most important to have a water filter/softener in line with your Ice machine. Without a water filter as ice is produced the remaining cold water in the machine becomes more and more concentrated with calcium etc. This calcium deposits on the components inside the ice maker, putting a coating on the evaporator and causing pumps to fail. More electricity is required to produce ice when the evaporator is coated with scale and eventually an expensive service call will be required, which is chargeable.

Remember, Fit a water filter in line with your ice machine, run a cleaning solution through your machine regularly, and clean the condenser regularly. Following these simple procedures will give your ice machine a long and economical life. **Water Filters see page 3**

MODEL	FINISH	PROD/24HR	STORAGE	H x W x D	RRP
SPR80	S/S	70kg	25kg	922 x 529 x 626	£2,250.00
SPR120	S/S	120kg	60kg	910 x 920 x 590	£2,785.00
SPR165	S/S	185kg	60kg	910 x 920 x 590	£3,371.00



Modular Ice Flakers



2 YEAR PARTS WARRANTY

CONSTRUCTION

Construction of high grade 304 stainless steel (Scotchbrite)
Interior of food safe plastic
Front vented - can be built in.

REFRIGERATION

Produces flaked ice for use in food display, food processing, chemical applications and health applications
Air cooled system - water cooled versions available - ring for details
Model SP125 - R134a
Models SP255, SP405 & SP605 - R404a
13 Amp supply with the exception of SP605 & SPN1205 which require 20 Amp
See below for bin options



MODEL	FINISH	PROD/24HR	STORAGE	H x W x D	RRP
SP125	S/S	120kg	R85/R155*/R250**/RC155	650 x 560 x 533	£2,415.00
SP255	S/S	200kg	R85/R155*/R250**/RC155	650 x 560 x 533	£2,802.00
SP405	S/S	320kg	R155*/R250**/RC155	815 x 535 x 660	£4,466.00
SP605	S/S	600kg	R155*/R250**/RC155	955 x 535 x 660	£5,682.00
SPN1205	S/S	1150kg	n/a	846 x 1073 x 774	£10,806.00

MODEL	FINISH	STORAGE CAP.	H x W x D	RRP
R85	S/S	100kg	1025 x 560 x 800	£762.00
R155	S/S	150kg	1025 x 760 x 800	£1,064.00
R250	S/S	230kg	995 x 1075 x 785	£1,425.00
RC155	S/S	200kg	1245 x 754 x 1076	£2,825.00

MODEL	DESCRIPTION	RRP
RP155	Bin adaptor	£252.00
RP250	Bin adaptor	£282.00

*R155 bin requires bin adaptor RP155 / **R250 bin requires bin adaptor RP250

Ice Makers

Britains Best Selling Ice Machine

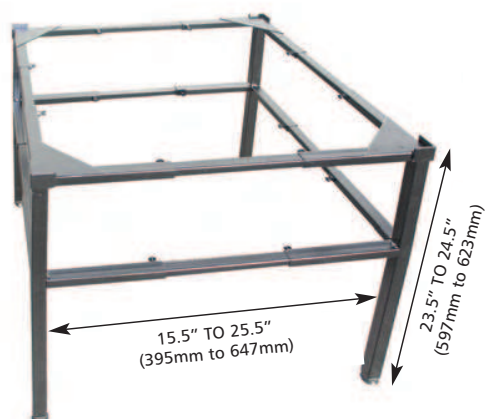


CONSTRUCTION

Exterior stainless steel.
 Large easy clean polypropylene storage bin.
 4 adjustable feet.
 K20 side vent.
 K40 front ventilation can be built in.
 Floor standing.

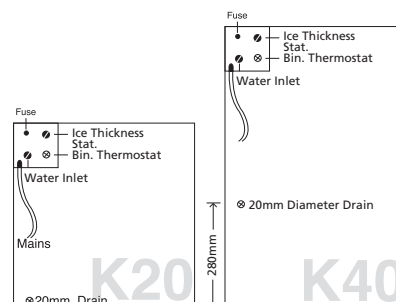
REFRIGERATION

Fully automatic operation.
 Hot wire system.
 Refrigerant R134 a.
 Connection 13 amp.
 17 minute cycle.



It is most important to have a water filter/softener in line with your Ice machine. Without a water filter as ice is produced the remaining cold water in the machine becomes more and more concentrated with calcium etc. This calcium deposits on the components inside the ice maker, putting a coating on the evaporator and causing pumps to fail. More electricity is required to produce ice when the evaporator is coated with scale and eventually an expensive service call will be required, which is chargeable.

Remember, Fit a water filter in line with your ice machine, run a cleaning solution through your machine regularly, and clean the condenser regularly. Following these simple procedures will give your ice machine a long and economical life.



OPTIONAL EXTRAS

MODEL	RRP
QL3 Head c/w 4H Cartridge	£137.23
Replacement 4H Cartridge	£63.29
Stand	£69.27

MODEL	FINISH	PROD. PER 24HRS	STORAGE	H x W x D	RRP
K20	S/S	24kgs	10kgs	590 x 555 x 535	£769.00
K40	S/S	40kgs	20kgs	850 x 555 x 535	£959.00

