



**STICK BLENNDERS/COMBI MIXERS**

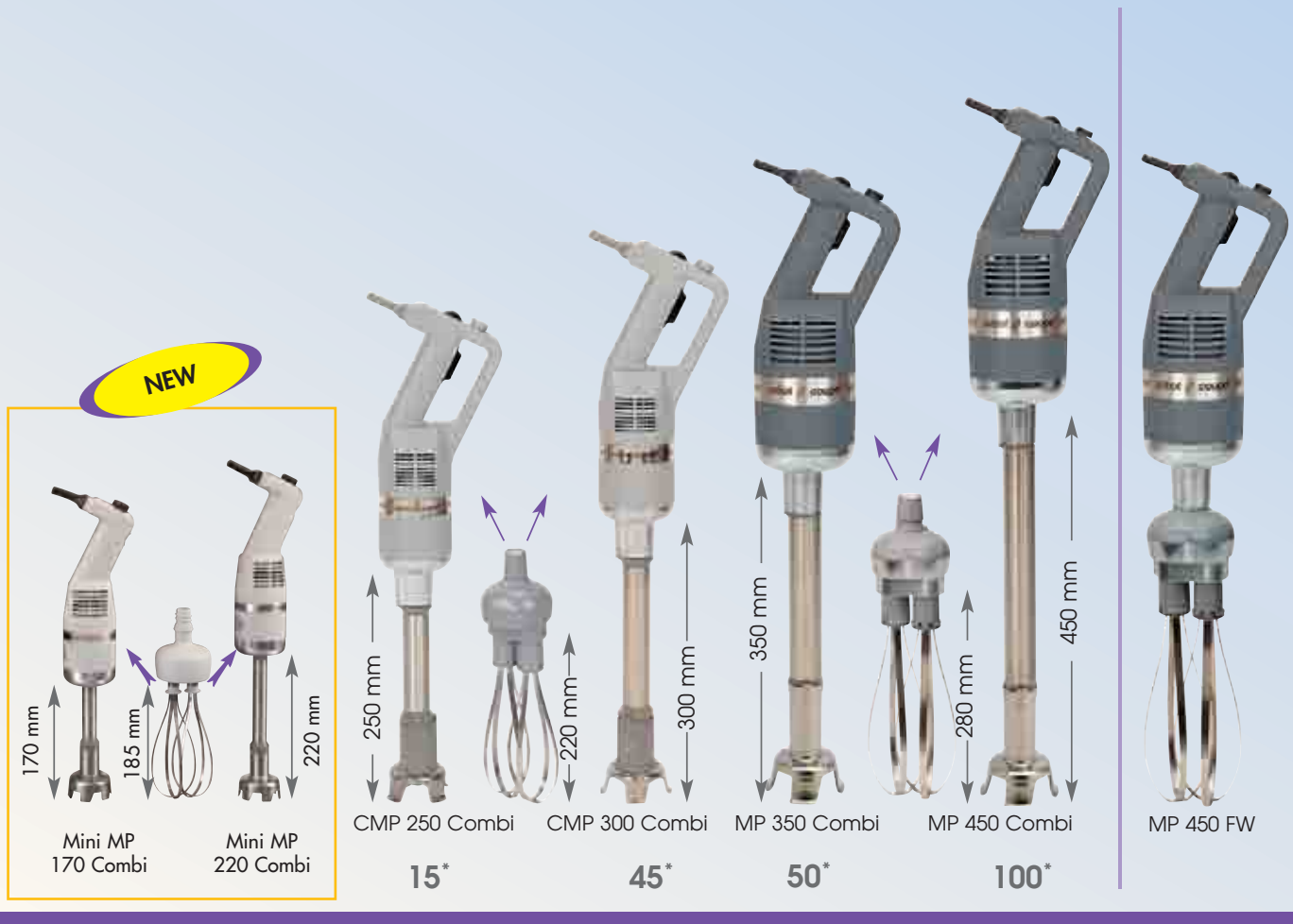


Mini Mixers		Compact Mixers				Large Mixers			
170 mm	220 mm	250 mm	300 mm	350 mm	400 mm	350 mm	450 mm	550 mm	600 mm
Mini MP 170VV	Mini MP 220VV	CMP 250VV	CMP 300VV	CMP 350VV	CMP 400VV	MP 350	MP 450	MP 550	MP 600
Small Quantities		15*	30*	45*	73*	50*	100*	200*	300*

\*Maximum capacity in litres



## Combi Mixers and Whisk



STICK BLENDERS/  
COMBI MIXERS

### CLEANING

Blade and bell removable for ease of cleaning



### HACCP ADVICE

In line with HACCP advice, the cleaned bell and blade should be stored in a cold room after use

### WALL SUPPORTS

Each Stick Blender/Combi Mixer is delivered with a wall support



**Single Wall Support:**  
to store Stick Blenders



**Combined Wall Support:**  
to store Combi Mixers and FW models

MINI RANGE



Mini MP 170 VV and Mini MP 220 VV. Mini size, maximum performances.  
Special models for sauces and smaller preparations



The foot, blades and tube can all be taken apart for cleaning. This exclusive Robot Coupe patented system is in accordance with HACCP guidelines. Powerful motors increase your appliance's lifespan.



Mini MP 170 VV

Mini MP 220 VV



Handle designed for easy grip and effortless use.



The variable speed button is positioned at the top of the appliance for greater visibility and easier adjustment.



Powerful motors to increase your appliance's lifespan.



Overmoulded blades specially sharpened to guarantee optimum cutting quality.



Emulsifying disc to aerate sauces and give them a mousse-like consistency.

## MINI RANGE VARIABLE SPEED MIXERS

### Mini MP 170 VV

**Power:** 220 Watts - single phase 230v. Variable speed 2000 to 12500 rpm

**Tube length:** 170 mm

**Dimensions:** Total length 465 - Ø 78 mm



### Mini MP 220 VV

**Power:** 250 Watts - single phase 230v. Variable speed 2000 to 12500 rpm

**Tube length:** 220 mm

**Dimensions:** Total length 515 - Ø 78 mm



### Mini MP 170 VV variable speed

- **Power:** 220 Watts. Single phase
- Ideal for small quantities
- **Variable speed:** from 2000 to 12500 rpm.
- All stainless steel knife, bell disc and tube.
- Foot with removable bell and knife, a Robot Coupe exclusive patented system.
- Foot equipped with a 3 level watertight system
- **Delivered with:** 1 stainless steel wall support.
- **Tube length:** 170 mm - Total length: 465 mm - Ø 78 mm.

Ref. 34401 – Mini MP 170 VV 230v/50/1

£216.00

Ref. 27333 – Whisk attachment complete Mini MP 170 V.V.

£130



### Mini MP 220 VV VARIABLE SPEED

- **Power:** 250 Watts. Single phase
  - **Tube length:** 220 mm - Total length: 515 mm - Ø 78 mm.
- Other details as above.

Ref. 34411 – Mini MP 220 VV 230v/50/1

£243.00

Ref. 27333 – Whisk attachment complete Mini MP 220 V.V.

£130

## COMPACT RANGE VARIABLE SPEED MIXERS

### CMP 250 VV

**Motor:** 270 Watts - Single phase - Variable speed from 2300 to 9600 rpm.

**Capacity:** up to 15 litres.

**Dimensions:** Tube length 250mm. Total length 650mm. Ø 94mm.

### CMP 300 VV

**Motor:** 300 Watts. Other details as above.

**Capacity:** up to 30 litres. **Dimensions:** Tube length 300mm. Total length 660mm. Ø 94mm.

### CMP 350 VV

**Motor:** 350 Watts - Single phase. Other details as above.

**Capacity:** up to 45 litres. **Dimensions:** Tube length 350mm. Total length 700mm. Ø 94mm.

### CMP 400 VV

**Motor:** 380 Watts - Single phase. Other details as above.

**Capacity:** up to 73 litres

**Dimensions:** Tube length 400mm. Total length 750mm. Ø 94mm.



## COMPACT RANGE VARIABLE SPEED MIXERS



### CMP 250 VV VARIABLE SPEED

- **Power:** 270 Watts.
- **Voltage:** single phase 230v.
- **Variable speed:** 4800 - 9600 rpm.
- Speed self regulation system.
- Patented removable foot and blade.
- Watertight foot.
- **Delivered with:** 1 stainless steel wall support.
- **Dimensions:** Tube length 250mm. Total length 650mm. Ø 94mm.

### CMP 300 VV VARIABLE SPEED

- **Power:** 300 Watts.
- **Dimensions:** Tube length 300mm. Total length 660mm. Ø 94mm.  
Other details as above.

### CMP 350 VV VARIABLE SPEED

- **Power:** 350 Watts.
- **Dimensions:** Tube length 350mm. Total length 700mm. Ø 94mm.  
Other details as above.

### CMP 400 VV VARIABLE SPEED

- **Power:** 380 Watts.
- **Dimensions:** Tube length 400mm. Total length 750mm. Ø 94mm.  
Other details as above.

Ref. 34241 - CMP 250 VV 230v/50/1

£289.00

Ref. 34231 - CMP 300 VV 230v/50/1

£316.00

Ref. 34251 - CMP 350 VV 230v/50/1

£338.00

Ref. 34261 - CMP 400 VV 230v/50/1

£364.00

## NEW 100% STAINLESS-STEEL BELL\*



STURDY

Even more reliable

ECONOMICAL

Exceptional lifespan

EASIER  
CLEANING AND  
MAINTAINANCE

The bell is now even  
easier to dismantle,  
making it faster and  
simpler to clean

STAINLESS STEEL

STAINLESS STEEL

NEW

STAINLESS STEEL

STAINLESS  
STEEL

Hub

Removable  
cartridge  
with  
stainless-steel  
bearings  
which can  
be replaced  
by the end  
user

Blade  
assembly  
with baffle

\* Patented system available on the following models: MP 350, MP 450, MP 550, MP 600, MP 350 VV, MP 450 VV, MP 350 Combi and MP 450 Combi.

LARGE RANGE MIXERS



**MP 350**

**Motor:** 400 Watts - Single phase - Speed 9500 rpm.  
**Capacity:** up to 50 litres.  
**Dimensions:** Tube length 350mm. Total length 740 mm - Ø 125 mm.



**MP 450**

**Motor:** 450 Watts - Single phase - Speed 9500 rpm.  
**Capacity:** up to 100 litres.  
**Dimensions:** Tube length 450mm. Total length 840 mm - Ø 125 mm.



**MP 550**

**Motor:** 610 Watts - Single phase - speed 9500 rpm.  
 It is recommended to use the MP 550 with a pan support.  
**Capacity:** up to 200 litres.  
**Dimensions:** Tube length 550mm. Total length 940 mm - Ø 125 mm.



**MP 600**

**Motor:** 750 Watts - Single phase - speed 9500 rpm.  
 It is recommended to use the MP 600 with a pan support.  
**Capacity:** up to 300 litres.  
**Dimensions:** Tube length 600m. Total length 980 mm - Ø 125 mm.



**MP 350 VV**

**Motor:** 400 Watts - Variable speed from 1500 to 9000 rpm.  
**Capacity:** up to 50 litres.  
**Dimensions:** Tube length 350mm. Total length 740 mm - Ø 125 mm.



**MP 450 VV**

**Motor:** 450 Watts - Single phase - Variable speed from 1500 to 9000 rpm.  
**Capacity:** up to 100 litres.  
**Dimensions:** Tube length 450mm. Total length 840 mm - Ø 125 mm.



LARGE RANGE VARIABLE SPEED MIXERS

**MP 350 VV**

**Motor:** 400 Watts - Variable speed from 1500 to 9000 rpm.  
**Capacity:** up to 50 litres.  
**Dimensions:** Tube length 350mm. Total length 740 mm - Ø 125 mm.



**MP 450 VV**

**Motor:** 450 Watts - Single phase - Variable speed from 1500 to 9000 rpm.  
**Capacity:** up to 100 litres.  
**Dimensions:** Tube length 450mm. Total length 840 mm - Ø 125 mm.



LARGE RANGE MIXERS



**MP 350**

- **Power** : 400 Watts. Single phase.
- **1 speed**: 9500 rpm.
- Self-regulating speed system.
- All stainless steel knife, bell and tube.
- Removable foot and blade, a Robot Coupe exclusive patented system.
- Foot equipped with a 3 level watertight system.
- **Delivered with**: 1 stainless steel wall support.
- **Dimensions**: Tube length 350 mm. Total length 740 mm. Ø 125 mm.


**MP 450**

- **Power** : 450 Watts.
- **Dimensions**: Tube length 450 mm. Total length 840 mm. Ø 125 mm. Other details as above.

**MP 550**

- **Power**: 610 Watts.
- It is recommended to use the MP 550 with a pan support.
- **Dimensions**: Tube length 550 mm. Total length 940 mm. Ø 125 mm. Other details as above.

Ref. 34501 – MP350 230v/50/1	£326.00
Ref. 34511 – MP450 230v/50/1	£364.00
Ref. 34521 – MP550 230v/50/1	£512.00



3 pan supports (1)	
Ref. 27229 – for pan from 330 to 650 mm diameter	£213.60
Ref. 27227 – for pan from 500 to 1000 mm diameter	£218.00
Ref. 27228 – for pan from 850 to 1300 mm diameter	£225.90
Universal pan support (2)	
Ref. 27233 – for any diameter pan	£130.70

LARGE RANGE MIXERS



**MP 600**

- **Power:** 750 Watts. Single phase.
- All stainless steel knife, bell and tube.
- It is recommended to use the MP 600 with a pan support.
- **Dimensions:** Tube length 600 mm. Total length 980 mm. Ø 125 mm. Other details as above.

Ref. 34531 – MP600 230v/50/1

£600.00

LARGE RANGE VARIABLE SPEED MIXERS



**MP 350 VV VARIABLE SPEED**

- **Power:** 400 Watts. Single phase.
- **Variable speed:** from 1500 to 9000 rpm.
- Speed self regulation system.
- All stainless steel knife, bell and tube.
- Removable foot and blade. A Robot Coupe exclusive patented system.
- Foot equipped with a 3 level watertight system.
- **Delivered with:** 1 stainless steel wall support.
- **Dimensions:** Tube length 350 mm. Total length 740 mm. Ø 125 mm.

**MP 450 VV VARIABLE SPEED**

- **Power:** 450 Watts.
- **Dimensions:** Tube length 450 mm. Total length 840 mm. Ø 125 mm. Other details as above.

Ref. 34541 – MP350 VV 230v/50/1

£360.00

Ref. 34551 – MP450 VV 230v/50/1

£399.00

## COMBI MIXERS WHISK &amp; BLENDER

## Mini MP 170 Combi

**Motor:** 220 Watts - Single phase.

**Variable speed:** from 350 to 1560 rpm (Whisk), from 2000 to 12500 rpm (Mixer)

**Capacity:** Special small preparations. **Dimensions:** Length with tube 465 mm. Length with whisk 550 mm. Ø 78 mm.

## Mini MP 170 Combi

**Dimensions:** Length with tube 515 mm. Length with whisk 550 mm. Ø 78 mm. Other details as above.

## CMP 250 Combi

**Motor:** 270 Watts - Single phase.

**Variable speed:** from 500 to 1800 rpm (Whisk), from 2300 to 9600 rpm (Mixer)

**Capacity:** up to 15 litres. **Dimensions:** Length with tube 640 mm. Length with whisk 610 mm. Ø 125 mm.

## CMP 300 Combi

**Motor:** 300 Watts - Single phase.

**Variable speed:** from 500 to 1800 rpm (Whisk), from 2300 to 9600 rpm (Mixer)

**Capacity:** up to 30 litres. **Dimensions:** Length with tube 700 mm. Length with whisk 610 mm. Ø 125 mm.

## MP 350 Combi

**Motor:** 400 Watts - Single phase.

All stainless steel knife, bell and tube.

**Variable speed:** from 250 to 1500 rpm (Whisk), from 1500 to 9000 rpm (Mixer)

**Capacity:** up to 50 litres. **Dimensions:** Length with tube 790 mm. Length with whisk 805 mm. Ø 125 mm.

## MP 450 Combi

**Motor:** 450 Watts - Single phase.

All stainless steel knife, bell and tube.

**Variable speed:** from 250 to 1500 rpm (Whisk), from 1500 to 9000 rpm (Mixer)

**Capacity:** up to 100 litres.

**Dimensions:** Length with tube 890 mm. Length with whisk 840 mm. Ø 125 mm.

SELF-REGULATING SPEED

SELF-REGULATING SPEED

ALL STAINLESS STEEL BELL

## WHISK

## MP 450 FW

**Motor:** 450 Watts - Single phase.

**Variable speed:** from 250 to 1500 rpm.

**Capacity:** up to 100 litres. **Dimensions:** Length with whisk 800 mm. Ø 125 mm.

## COMBI MIXERS WHISK &amp; BLENDER



## Mini MP 170 Combi

- **Power:** 220 Watts. Single phase.
- **Variable speed:** from 2000 to 12500 rpm in mixer function. from 350 to 1560 rpm in whisk function.
- Self-regulating speed system.
- All stainless steel removable knife, bell, whisk and tube. Gear box with heavy duty metal parts.
- **Dimensions:** Length with tube 465 mm. Length with whisk 550 mm. Ø 78 mm.

## Mini MP 170 Combi

- **Power :** 220 Watts.
  - **Dimensions:** Length with tube 515 mm. Length with whisk 550 mm. Ø 78 mm.
- Other details as above.

Ref. 34421 – Mini MP 170 Combi 230v/50/1

£325

Ref. 34431 – Mini MP 220 Combi 230v/50/1

£352



COMBI MIXERS WHISK & BLENDER



**CMP 250 Combi**


- **Power:** 270 Watts. Single phase.
- **Variable speed:** from 2300 to 9600 rpm in mixer function.  
from 500 to 1800 rpm in whisk function.
- Self-regulating speed system.
- All stainless steel removable knife, bell, whisk and tube. Gear box with heavy duty metal parts.
- **Dimensions:** Length with tube 640 mm. Length with whisk 610 mm. Ø 125 mm.

**CMP 300 Combi**

- **Power :** 300 Watts.
  - **Dimensions:** Length with tube 700 mm. Length with whisk 610 mm. Ø 125 mm.
- Other details as above.

Ref. 34301 – CMP 250 Combi 230v/50/1  
Ref. 34311 – CMP 300 Combi 230v/50/1

£436.00  
£459.00



**MP 350 Combi**

- **Power:** 400 Watts. Single phase.
- **Variable speed:** from 1500 to 9000 rpm in mixer function.  
from 250 to 1500 rpm in whisk function.
- Self-regulating speed system.
- All stainless steel removable knife, bell, whisk and tube.
- Foot equipped with a 3 level watertight system.
- New metal gearbox even more resistant when processing pan cakes or fresh smashed potatoes.
- **Delivered with:** 1 stainless steel wall support.
- **Dimensions:** Length with tube 790 mm. Length with whisk 805 mm. Ø 125 mm.



**MP 450 Combi**

- **Power:** 450 Watts.
  - **Dimensions:** Length with tube 890 mm. Length with whisk 840 mm. Ø 125 mm.
- Other details as above.

Ref. 34561 – MP 350 Combi 230v/50/1  
Ref. 34571 – MP 450 Combi 230v/50/1

£511.00  
£550.00

Ref. 39354 – Foot assembly MP 350 Combi £121.00  
Ref. 39355 – Foot assembly MP 450 Combi £130.00  
Ref. 27210 – Whisk attachment complete MP 350 Combi £168.60  
Ref. 27210 – Whisk attachment complete MP 450 Combi £168.60



**Mixipot®: 4 litre stainless steel container, ideal for all your preparations with a CMP 250 VV, 300 VV or 350 VV**

Ref. 103925 - Mixipot

£24.00

LARGE RANGE WHISK




MP 450 FW

- **Power:** 450 Watts - Single phase.
- **Variable speed:** from 250 to 1500 rpm.
- Self-regulating speed system.
- Removable whisk.
- New metal gearbox even more resistant when processing pancakes or fresh smashed potatoes.
- **Delivered with:** 1 stainless steel wall support.
- **Whisk length:** 280 mm. Total length 800 mm. Ø 125 mm.

Ref. 34121 – MP 450 FW 230v/50/1

£435.00



3 pan supports (1)

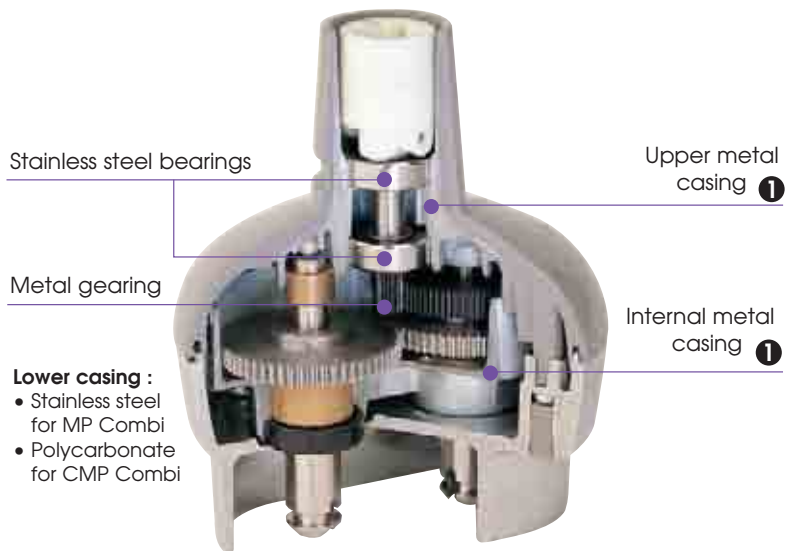
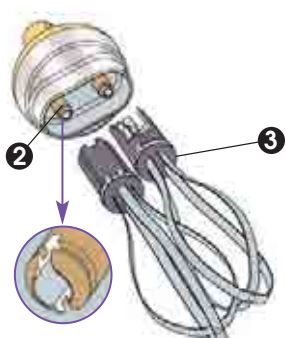
Ref. 27229 – for pan from 330 to 650 mm diameter	£213.60
Ref. 27227 – for pan from 500 to 1000 mm diameter	£218.00
Ref. 27228 – for pan from 850 to 1300 mm diameter	£225.90

Universal pan support (2)

Ref. 27233 – for any diameter pan	£130.70
-----------------------------------	---------

New Metal Gear Box

- Gears contained **within 2 separate metal casings ①** which makes the gearbox robust.
- **Fast coupling ②** of the whisks to the gear box and the gear box to the motor base for easy assembling and dismantling.
- **Overmoulded whisks ③** to ensure perfect hygiene (manufactured without any recesses).



**Very robust construction for processing foodstuffs with a doughy or compact texture. i.e. pancakes or mashed potatoes**